

RM TECHNICAL DATASHEET

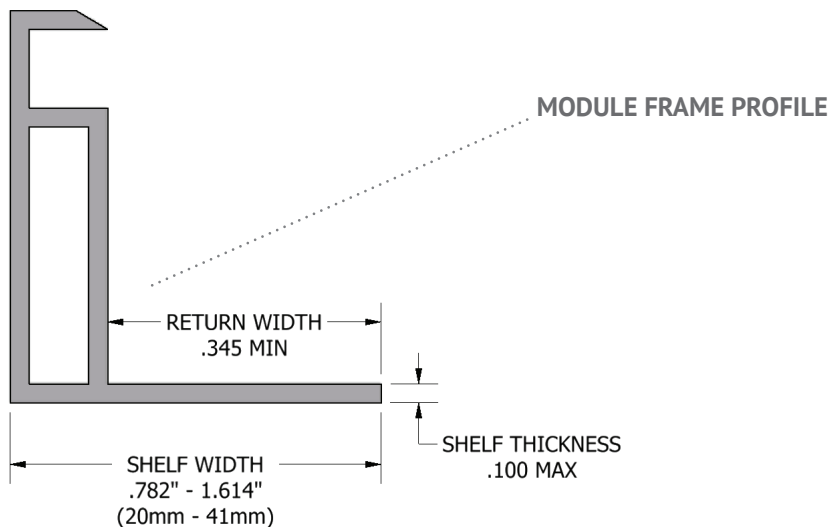
PUB131213 V1

Module Applicability.....	1
Mounting hardware	2
Mounting assembly.....	3
Ballast tray section properties.....	4

Module Applicability:

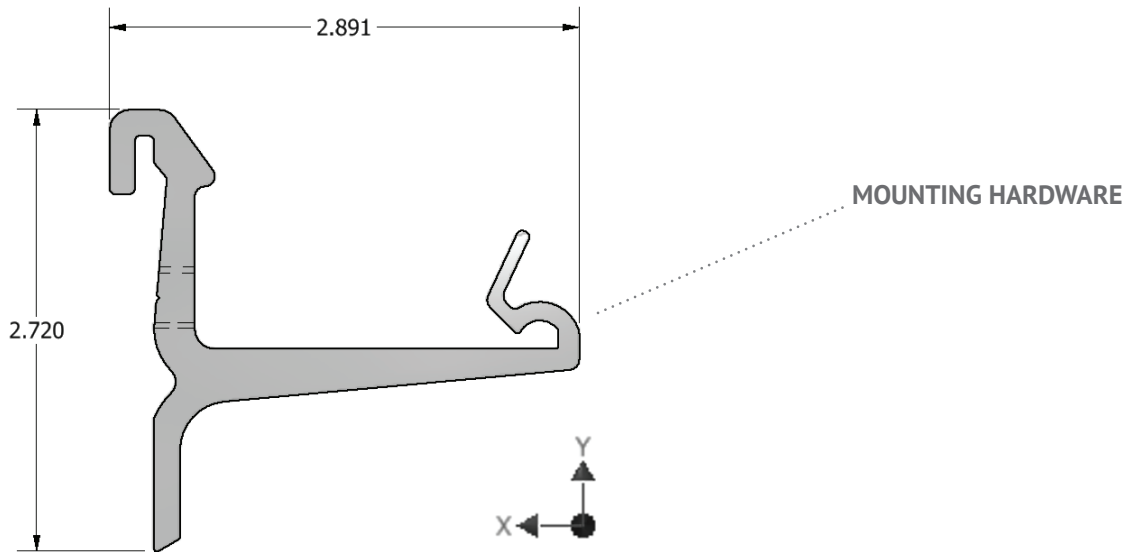
Module size: Nominal width 39", Length= 77"+/- 20%

Module Frame: The module frame must have an under hanging shelf on its lower extremity. The shelf can have a maximum thickness of .100" The shelf width must be between .787" and 1.614" (20mm-41mm).



Module mounting instruction must allow for mounting between the 1/8th and 1/4th points of the module side.

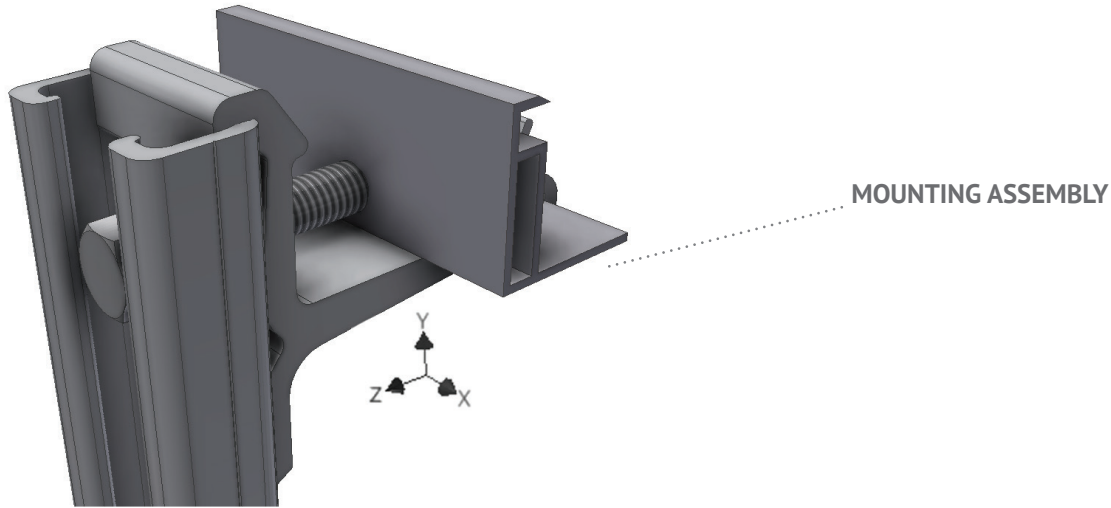
Roof Pitch: less than 1:10



Mounting hardware:

- Clamp Material: One of the following extruded aluminum, with mill finish, 6105-T5 or 6005A-T61 per ADM 2010 Ultimate Tensile Strength 38ksi, Yield Strength 35ksi
- Bolt material: 3/8-16 x 1 3/4 UNC-2A, 300 series SS, ASME B18.2.1
- Weight: Clamp and bolt, .25 lbs
- Allowable design loads are valid when components are assembled and used according to authorized Unirac RM documents
- Resistance factors and safety factors are determined according to part 1 appendix 1 of the 2010 Aluminum Design Manual

Load Direction		Clip		
		Y +	Y -	X -
Ultimate Load	lbs	663	1162	1552
	N	2949	5168	6901
Allowable Load	lbs	289	498	636
	N	1287	2214	2829
Safety Factor		2.29	2.33	2.44
Design Load	lbs	438	753	962
	N	1947	3349	4279
Resistance Factor		0.66	0.65	0.62

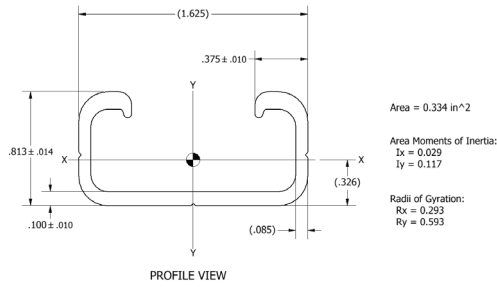


Ballast Tray:

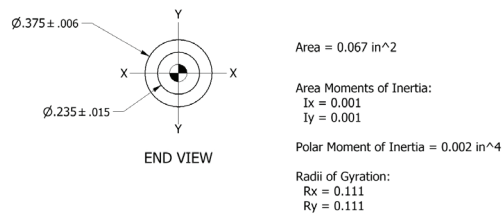
- Ski Material: either 6063-T5 or 6105-T52
- Dowel material: 6063-T5
- Weight: 2.74lbs
- Resistance factors and safety factors are determined according to part 1 appendix 1 of the 2010 Aluminum Design Manual

Load Direction		Clip				
		Y +	Y -	Z +	Z -	X
Ultimate Load	lbs	367	1054	132	424	611
	N	1631	4688	588	1886	2716
Allowable Load	lbs	155	415	58	188	252
	N	692	1844	257	838	1122
Safety Factor		2.36	2.54	2.29	2.25	2.42
Design Load	lbs	235	627	87	285	382
	N	1046	2790	389	1267	1697
Resistance Factor		0.66	0.6	0.66	0.67	0.62

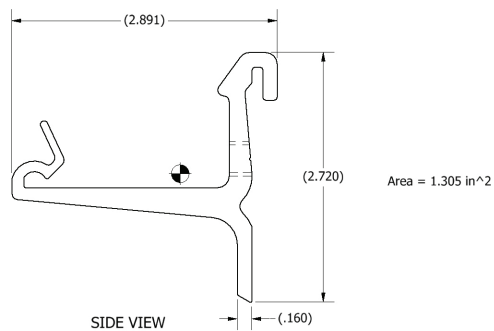
RM Ballast tray/ ski:



RM Ballast tray/ dowel:



RM Ballast tray/ clip:



The information contained in this bulletin serves as reference information only. In no event shall Unirac, Inc. be liable or responsible for errors, omissions, inaccuracies or misuse of any material contained herein. We recommend the user validate the accuracy and appropriateness of this information from a third party and to exercise their own skill and care with respect to its use.