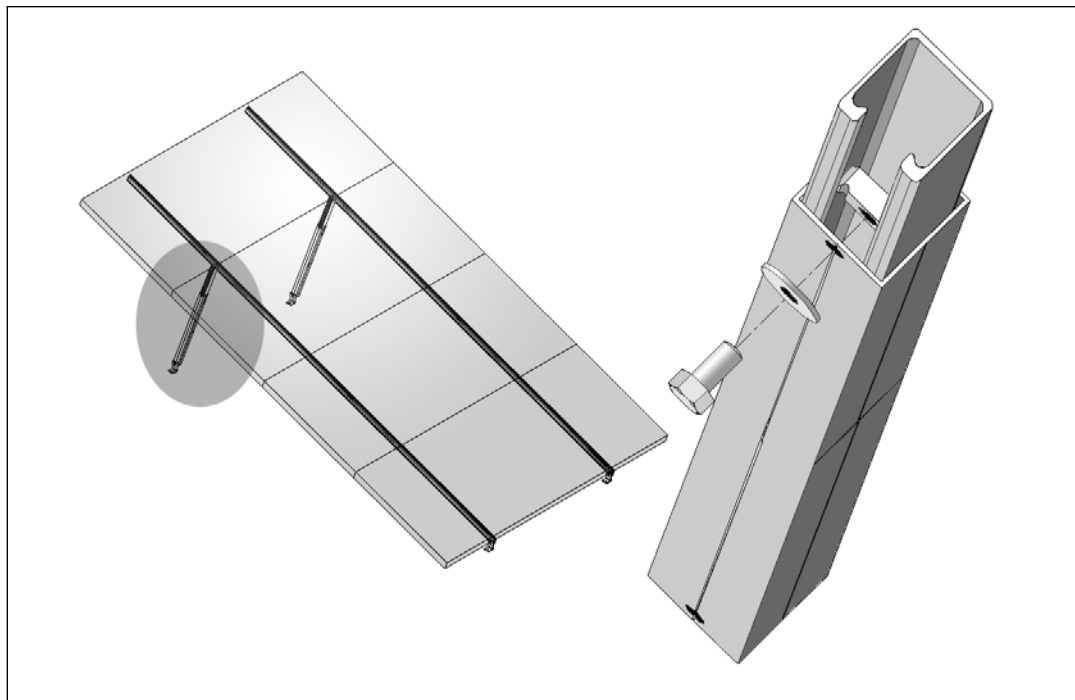


SOLARMOUNT™

TLH High Profile Tilt Legs *Installation Supplement 205.4*

U.S. Des. Patent No. D496,248S, D496,249S. Other patents pending.



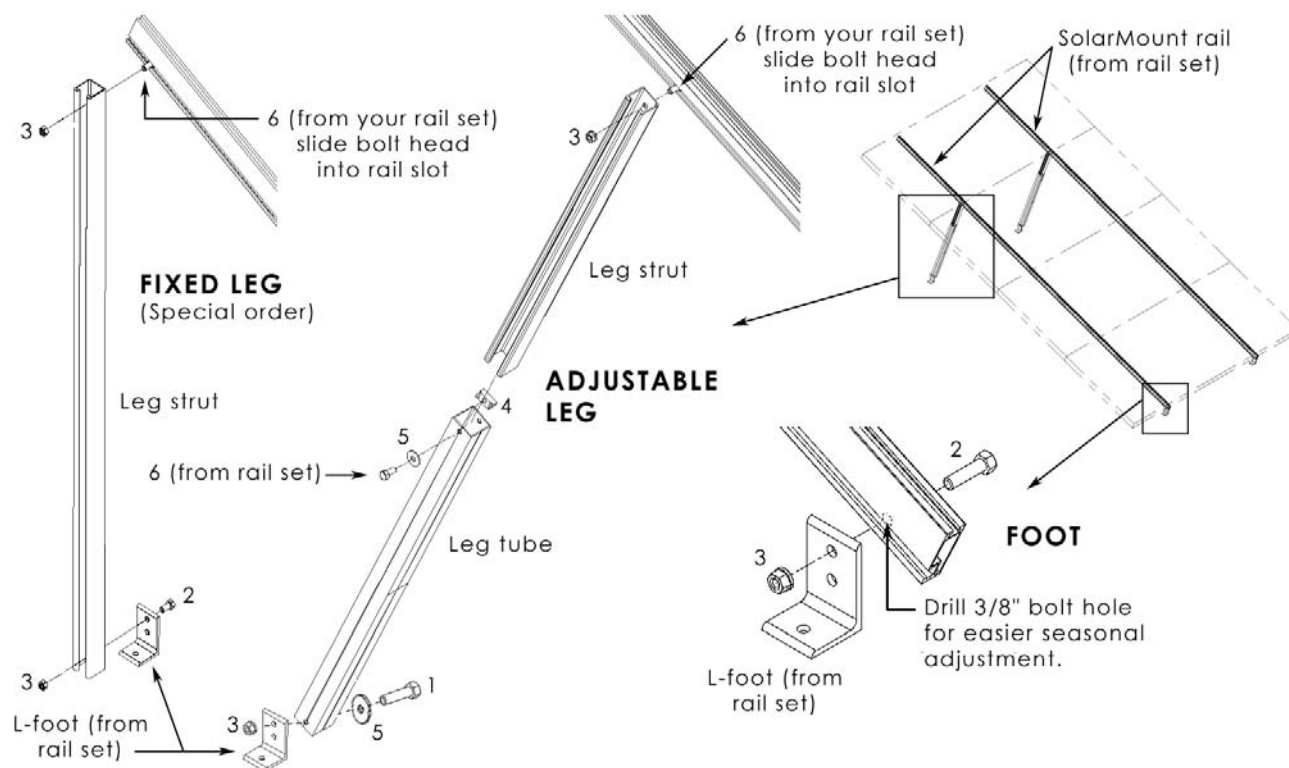
Thank you for purchasing a Unirac. Please review this manual thoroughly before installing your SolarMount system.

The installer is solely responsible for:

- Complying with all applicable local or national building codes, including any that may supercede this manual;
- Ensuring that Unirac and other products are appropriate for the particular installation and the installation environment;
- Ensuring, in roof applications, that the roof, its rafters, connections, and other structural support members can support the array under building live load conditions;
- Using only Unirac parts and installer-supplied parts as specified by UniRac (substitution of parts may void the warranty);
- Ensuring that lag screws have adequate pullout strength and shear capacities as installed;
- In roof applications, maintaining the waterproof integrity of the roof, including selection of appropriate flashing; and
- Ensuring safe installation of all electrical aspects of the PV array.



Unirac welcomes input concerning the accuracy and user-friendliness of this publication. Please write to publications@unirac.com.



Adjustable Leg Cross Section

Adjustable leg parts list

Part	Quantity		Wrench size
	2-leg kits	4-leg kits	
Leg tube	2	4	
Leg strut	2	4	
1. Bolt, $\frac{3}{8} \times 3"$	2	4	$\frac{9}{16}"$
2. Bolt, $\frac{3}{8} \times 1\frac{1}{4}"$	2	4	$\frac{9}{16}"$
3. Flange nut, $\frac{3}{8}"$	2	4	$\frac{9}{16}"$
4. Strut nut, $\frac{3}{8}"$	2	4	
5. Fender washer, $\frac{3}{8}"$	4	8	
6. Bolt, $\frac{3}{8} \times \frac{3}{4}"$	4*	8†	$\frac{9}{16}"$

*From your rail set.

†6 from your rail set; 2 from your leg kit.

Fixed leg parts list (per pair of legs)

Part	Quantity	Wrench size
Leg strut	1	
2. Bolt, $\frac{3}{8} \times 1\frac{1}{4}"$	2	$\frac{9}{16}"$
3. Flange nut, $\frac{3}{8}"$	2	$\frac{9}{16}"$
6. Bolt, $\frac{3}{8} \times \frac{3}{4}"$ (from your rail set)	4	$\frac{9}{16}"$

Caution: Stainless steel hardware can seize up, a process called galling. To significantly reduce the likelihood of galling, SAF-T-EZE anti-seize lubricant has been included with your hardware. Apply a very small drop to the threads of all bolts before installation. If more anti-seize is needed, substitute any lubricant.

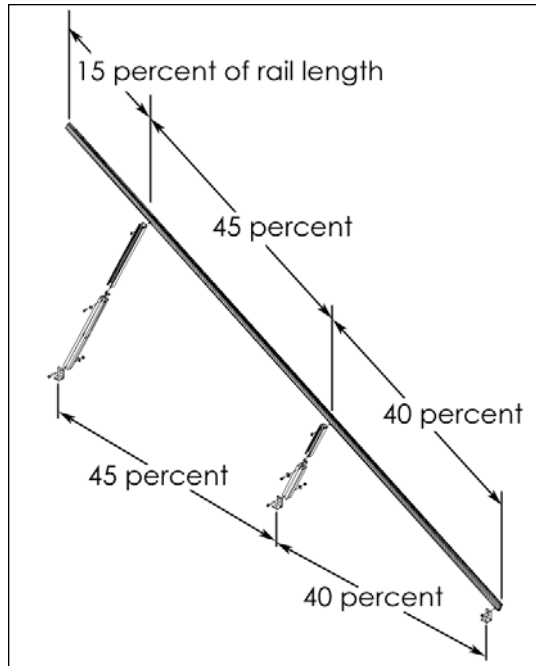


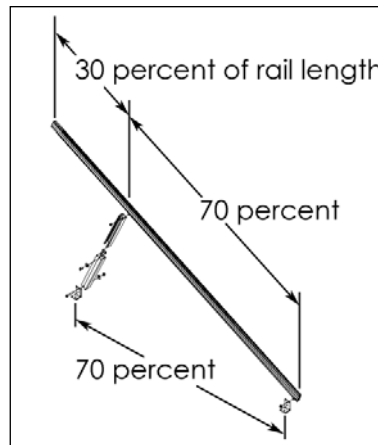
Figure 4. Leg spacing with SolarMount SMR120 to 132 rail sets (two legs per rail).

Spacing of Footing Bolts and L-Feet for Each Rail (inches)

Use this table in conjunction with Figure 3 or Figure 4 to determine footing bolt and L-foot spacing for your SMR Rail Set.

	Rail Length		70% Rail Length	45% Rail Length
SMR48	48	34		
SMR60	60	42		
SMR72	72	50		
SMR84	84	59		
SMR96	96	67		
SMR106	106	74		
	Rail Length		Length	Length
SMR120	120	48	54	
SMR132	132	53	59	
SMR144	144	58	65	
SMR156	156	62	70	
SMR168	168	67	76	
SMR180	180	72	81	

Figure 3. Leg spacing with SolarMount SMR48 to 106 rail sets (one leg per rail).



10 year limited Product Warranty, 5 year limited Finish Warranty

Unirac, Inc., warrants to the original purchaser ("Purchaser") of product(s) that it manufactures ("Product") at the original installation site that the Product shall be free from defects in material and workmanship for a period of ten (10) years, except for the anodized finish, which finish shall be free from visible peeling, or cracking or chalking under normal atmospheric conditions for a period of five (5) years, from the earlier of 1) the date the installation of the Product is completed, or 2) 30 days after the purchase of the Product by the original Purchaser ("Finish Warranty").

The Finish Warranty does not apply to any foreign residue deposited on the finish. All installations in corrosive atmospheric conditions are excluded. The Finish Warranty is VOID if

the practices specified by AAMA 609 & 610-02 – "Cleaning and Maintenance for Architecturally Finished Aluminum" (www.aamanet.org) are not followed by Purchaser. This Warranty does not cover damage to the Product that occurs during its shipment, storage, or installation.

This Warranty shall be VOID if installation of the Product is not performed in accordance with Unirac's written installation instructions, or if the Product has been modified, repaired, or reworked in a manner not previously authorized by Unirac IN WRITING, or if the Product is installed in an environment for which it was not designed. Unirac shall not be liable for consequential, contingent or incidental damages arising out of the use of the Product by Purchaser under any circumstances.

If within the specified Warranty periods the Product shall be reasonably proven to be defective, then Unirac shall repair or replace the defective Product, or any part thereof, in Unirac's sole discretion. Such repair or replacement shall completely satisfy and discharge all of Unirac's liability with respect to this limited Warranty. Under no circumstances shall Unirac be liable for special, indirect or consequential damages arising out of or related to use by Purchaser of the Product.

Manufacturers of related items, such as PV modules and flashings, may provide written warranties of their own. Unirac's limited Warranty covers only its Product, and not any related items.