

# ZigBee Plug-in for Inverters with SetApp Configuration for North America

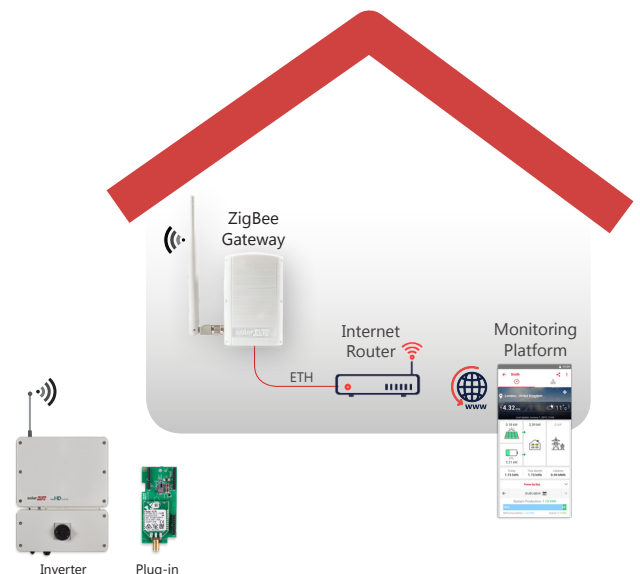
SE-ZBGW-B-S1-NA / SE-ZBSLV-B-S1-NA /  
SE1000-ZBRPT05-NA



COMMUNICATION

## Simple Wireless Connectivity

- Connects SolarEdge inverters with SetApp Configuration wirelessly to an Internet router
- The ZigBee Gateway supports up to 15 SolarEdge inverters on the wireless network
- Communication to Internet via Ethernet
- ZigBee Plug-in installed within the inverter enclosure for outdoor resilience
- Antenna external to inverter for wider range



# **/ ZigBee Plug-in for Inverters with SetApp Configuration for North America**

SE-ZBGW-B-S1-NA / SE-ZBSLV-B-S1-NA / SE1000-ZBRPT05-NA

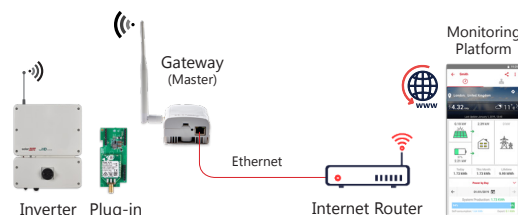
COMPATIBLE INVERTERS		SEXXXX-XXXXXBXX4 (INVERTERS WITH SETAPP CONFIGURATION)	UNIT
<b>FUNCTIONAL</b>			
Number of inverters that can be monitored		1-15	
<b>RF PERFORMANCE</b>			
Transmit power		22.8	dBm
Receiver Sensitivity		-102	dBm
EIRP with antenna		27.8	dBm
Maximum Emitted Power		≤ 30	dBm
Antenna gain		5	dBi
Operating Frequency Range		2.4-2.5	GHz
Bandwidth		2	MHz
Modulation		O-QPSK with DSSS coding	
Outdoor (LOS) range <sup>(1)</sup>		400 / 1300	m / ft
Indoor range <sup>(1)</sup>		50 / 160	m / ft
<b>ZIGBEE GATEWAY</b>			
Antenna		Included	
Power supply		Included, 100-240VAC	
Operating temperature		-20 to +60 / -4 to +140	°C / °F
Relative humidity (non condensing)		0-80	%
Ingress protection		IP20 (Indoor)	
<b>ZIGBEE PLUG-IN</b>			
Antenna, mounting bracket and RF cable		Included	
Dimensions (L x W)		78 x 32 / 3 x 1.3	mm / in
Ingress protection		IP65 (IP20 / indoor rated when installed inside Commercial Gateway or Firefighter Gateway)	
<b>CERTIFICATION</b>			
Safety		IEC60950, UL60950	
EMC Approvals		FCC(USA), IC(Canada)	

(1) Approximate values, may differ depending on specific installation conditions

## **Scenario A: Basic Kit**

Part Number: SE-ZBGW-B-S1-NA

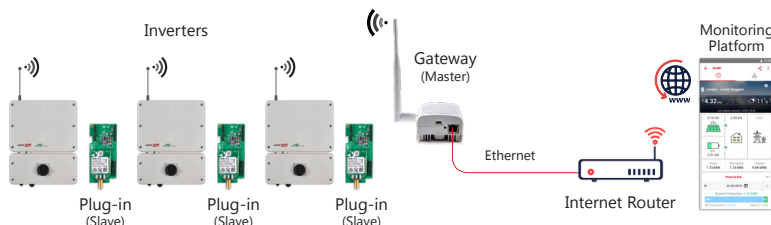
- 1 x ZigBee Gateway
- 1 x ZigBee Plug-in for single SolarEdge inverter



## **Scenario B: Adding additional ZigBee Plug-ins**

Part Number: SE-ZBSLV-B-S1-NA

- 1x ZigBee Plug-in for connecting multiple inverters to the same ZigBee gateway



## **Scenario C: Extending range using a repeater**

Part Number: SE1000-ZBRPT05-NA

- 1 x ZigBee Repeater for extending the ZigBee range

