


# Rolls

FLOODED DEEP CYCLE BATTERIES

## S-550

6 VOLTS



CONTAINER:	High Density Polypropylene
COVER:	High Density Polypropylene
TERMINALS:	Flag M
HANDLES:	Rope

WEIGHT DRY:	43 kg	94 Lbs.
WEIGHT WET:	56 kg	123 Lbs.
LENGTH:	318 mm	12 1/2 Inches
WIDTH:	181 mm	7 1/8 Inches
HEIGHT:	425 mm	16 3/4 Inches

CELLS:	17 Plates/Cell	3 Cell
SEPARATOR THICKNESS:	2 mm	0.061 Inches
GLASS MAT INSULATION:	1 mm	0.02 Inches
ELECTROLYTE RESERVE: ABOVE PLATES	57 mm	2.25 Inches

PLATE HEIGHT:	293 mm	11.550 Inches
PLATE WIDTH:	143 mm	5.625 Inches
THICKNESS (POSITIVE):	4.32 mm	0.170 Inches
THICKNESS (NEGATIVE):	3.05 mm	0.120 Inches

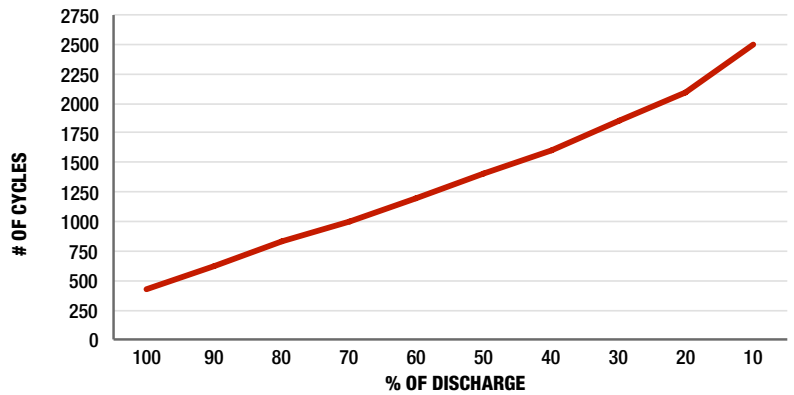
COLD CRANK AMPS (CCA):	0°F / -17.8°C	1315
MARINE CRANK AMPS (MCA):	32°F / 0°C	1645
RESERVE CAPACITY (RC @ 25A):		931 Minutes

### CAPACITY **428 AH**

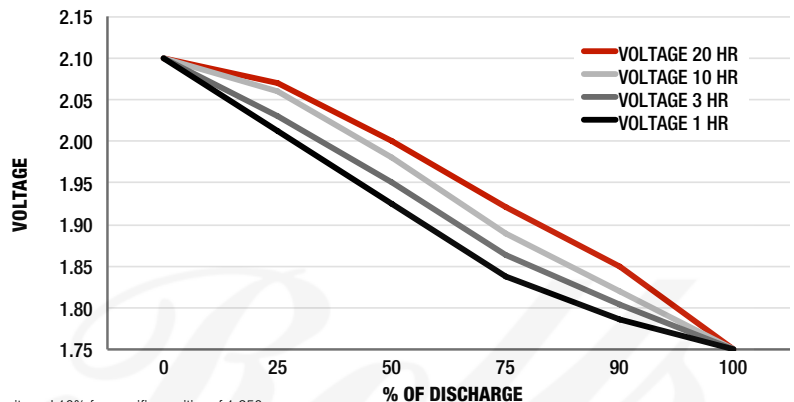
HOURLY RATE:	SPECIFIC GRAVITY	CAPACITY / AMP HOUR	CURRENT / AMPS
@ 100 HOUR RATE	1.280	554	5.54
@ 72 HOUR RATE	1.280	524	7.28
@ 50 HOUR RATE	1.280	500	10.00
@ 24 HOUR RATE	1.280	441	18.37
<b>@ 20 HOUR RATE</b>	<b>1.280</b>	<b>428</b>	<b>21.40</b>
@ 15 HOUR RATE	1.280	401	26.76
@ 12 HOUR RATE	1.280	381	31.74
@ 10 HOUR RATE	1.280	364	36.38
@ 8 HOUR RATE	1.280	342	42.80
@ 6 HOUR RATE	1.280	317	52.79
@ 5 HOUR RATE	1.280	300	59.92
@ 4 HOUR RATE	1.280	278	69.55
@ 3 HOUR RATE	1.280	253	84.17
@ 2 HOUR RATE	1.280	218	109.14
@ 1 HOUR RATE	1.280	154	154.08



### CYCLE LIFE VS. DEPTH OF DISCHARGE



### VOLTAGE VS. DEPTH OF DISCHARGE



Amphère Hour capacity ratings based on specific gravities of 1.280. Reduce capacities 5% for 1.265 specific gravity and 10% for specific gravities of 1.250