



Solar Mounting Solutions

Composition/Asphalt Shingle Roofs



QBlock® Composition Mounts




The Classic Composition Mount and the E-Mount series are designed for fast, simple installation onto existing composition/asphalt shingle roofs. Both mounts use Quick Mount PV's QBlock Elevated Water Seal Technology® for a long, watertight life on the roof. Both series are also available with multiple attachment options: lag bolt, hanger bolt and extended hanger bolt.

Use the Classic Composition Mount when your project demands the highest quality mount on the market. The heavier, 12" x 12" flashing provides added protection for extreme climate zones.

The E-Mount, with a smaller, lighter flashing, is ideal for price-sensitive jobs in less extreme, milder climate zones.

FEATURES

- QBlock® Elevated Water Seal Technology®
- Works with all leading racks
- Single bolt installation, no shingle cutting
- Aluminum flashing
- Approved by leading roof manufacturers, won't void roof warranty
- Meets or exceeds roofing industry best practices; 100% IBC compliant
- 18-8 stainless steel hardware included
- Alignment guides
- ICC-ES certified (ICC-ESR-3744)
- 25-year warranty



CLASSIC COMPOSITION MOUNT SERIES

Available with three attachment options: standard 6" hanger bolt, extended 6.5" hanger bolt, or lag bolt

Available finishes:
aluminum mill (A); bronze anodized (B)




THE E-MOUNT SERIES

Available with three attachment options: standard 6" hanger bolt, extended 6.5" hanger bolt, or lag bolt

Available finishes:
aluminum mill (A); black (B)



L-Mount® Series



The L-Mount® Series is designed for cost-effective, one-bolt installation onto existing composition/asphalt shingle roofs. Quick Mount PV engineered its patented Elevated Water Seal Technology® into an integrated L-foot and flashing for super-fast, single-lag bolt installation with unparalleled waterproofing. The L-Mount comes with a lag bolt or structural screw for attachment versatility and works with all leading racks. The L-Mount features a 9" x 12" aluminum flashing with alignment guides and rounded corners to easily slide under shingles and speed installation on the roof.


FEATURES

- L-foot can be rotated 360 degree for optimal adjustability
- Works with all leading racks
- Available with lag bolt or structural screw
- QBlock® Elevated Water Seal Technology®
- Single bolt installation, no shingle cutting
- 9" x 12" aluminum flashing
- Meets or exceeds roofing industry best practices; 100% IBC compliant
- 18-8 stainless steel hardware included
- Alignment guides
- 25-year warranty



SINGLE-SLOT L-MOUNT

Available finishes:
aluminum mill (A); black (B)




QBBase® Composition Mounts

The QBBase Composition Mount is designed for cost-effective solar installation during new construction or roof replacement, and features QBBase technology for superior strength and waterproofing. The base and post mounting system integrates seamlessly with the construction workflow.

FEATURES

- Aluminum cone flashing with no welds or seams
- Works with all leading racks
- Attaches to roof structure with either 2 or 4 fasteners
- 2 fasteners and all hardware included; exposed hardware is 18-8 stainless steel
- Meets or exceeds roofing industry best practices; 100% IBC compliant
- 25-year warranty



QBBase COMPOSITION MOUNT

The strongest base-and-post mount available

Available finishes:
aluminum mill (A); bronze anodized (B)



Conduit Series

Quick Mount PV's products protect conduit above the roof and allow leak-proof penetrations through the roof. The Conduit Series use our patented Elevated Water Seal Technology® to seal the roof penetrations. The Classic Conduit Mount lifts electrical conduit off the roof to protect wiring from overheating, while the Conduit Penetration Flashing provides a quick, easy way to install a variety of conduit sizes through the roof. The QBox™ flashed junction box provides a waterproof pass-through to the attic or through the overhang to either transition or combine two strings of conductors.

FEATURES

- Patented Elevated Water Seal Technology®
- Aluminum pre-flashed mount
- Stainless steel hardware included
- Meets or exceeds roofing industry best practices
- 100% IBC compliant




CLASSIC CONDUIT MOUNT

Raises array wiring off hot roof. Features Elevated Water Seal Technology®



QBox™ JUNCTION BOX

Flashed electrical junction box with Elevated Water Seal Technology®. Comes with stainless steel fasteners and 4 ½" EMT conduit drop



CONDUIT PENETRATION FLASHING

Innovative EPDM collar can be customized to fit 1/2", 3/4" or 1" diameter conduit



2700 Mitchell Drive
Walnut Creek, CA 94598
www.quickmountpv.com
925-478-8269

CB April 2018