

---

professional  
**SOLAR**  
products<sup>inc.</sup>

---



## **PRODUCT CATALOG**

# SUPPORT RAILS

**RoofTrac**  
Patent #6,360,491

**Sold in crates of 60**

	<b>Standard Rail (1.5" High)</b> For use with standard RoofTrac® 4 ft OC Span		Lbs/box
	<b>R-136</b>	136" x 1.5" Standard Support Rail, Clear Anodized-1 ea	6
	<b>Deep Rail (2.5" High)</b> For use with GroundTrac®, RoofTrac® and SolarWedge® 6 ft OC Span		Lbs/box
	<b>R-124D</b>	124" x 2.5" Deep Support Rail, Clear Anodized -1 ea	7
	<b>R-136D</b>	136.5" x 2.5" Deep Support Rail, Clear Anodized -1 ea	7
	<b>Extra Deep (XD) Rail (3.0" High)</b> For use with SolarWedge® XD 8 ft OC Span		Lbs/box
	<b>R-136XD</b>	136" x 3" Extra Deep (XD) Support Rail, Clear Anodized-1 ea	10

## STRUCTURAL ATTACHMENTS

**FastJack**  
Patent #6,360,491

**Sold in box quantities**

Lbs/box



<b>FJ-300-18</b>	<b>3" FastJack®</b> - box of 18: (18) 1" OD Solid <b>Aluminum</b> Post and <b>Aluminum</b> Bases, (18) 5/16" x 3-1/2" <b>Stainless Steel (SS)</b> Lag Bolts and <b>SS</b> Washers, (18) 3/8" x 3/4" <b>SS</b> Hex Bolt and <b>SS</b> Washers	9
<b>FJ-450-18</b>	<b>4-1/2" FastJack®</b> - box of 18: (18) 1" OD Solid <b>Aluminum</b> Post and <b>Aluminum</b> Bases, (18) 5/16" x 3-1/2" <b>Stainless Steel (SS)</b> Lag Bolts and <b>SS</b> Washers, (18) 3/8" x 3/4" <b>SS</b> Hex Bolt and <b>SS</b> Washers	12
<b>FJ-600-18</b>	<b>6" FastJack®</b> - box of 18: (18) 1" OD Solid <b>Aluminum</b> Post and <b>Aluminum</b> Bases, (18) 5/16" x 3-1/2" <b>Stainless Steel (SS)</b> Lag Bolts and <b>SS</b> Washers, (18) 3/8" x 3/4" <b>SS</b> Hex Bolt and <b>SS</b> Washers	14
<b>FJ-750-18</b>	<b>7-1/2" FastJack®</b> - box of 18: (18) 1" OD Solid <b>Aluminum</b> Post and <b>Aluminum</b> Bases, (18) 5/16" x 3-1/2" <b>Stainless Steel (SS)</b> Lag Bolts and <b>SS</b> Washers, (18) 3/8" x 3/4" <b>SS</b> Hex Bolt and <b>SS</b> Washers	16

**FastJack**  
Patent #6,360,491

**E-Series**

**Sold in box quantities**

Lbs/box



<b>FJE-300-18</b>	<b>3" FastJack® E-Series-</b> box of 18: (18) 1" OD Solid <b>Aluminum</b> Post and 1.5" OD E-bases, (18) 5/16" x 3-1/2" <b>Stainless Steel (SS)</b> Lag Bolts and <b>SS</b> Washers, (18) 3/8" x 3/4" <b>SS</b> Hex Bolt and <b>SS</b> Washers	8
<b>FJE-450-18</b>	<b>4-1/2" FastJack® E-Series-</b> box of 18: (18) 1" OD Solid <b>Aluminum</b> and 1.5" OD E-bases, (18) 5/16" x 3-1/2" <b>Stainless Steel (SS)</b> Lag Bolts and <b>SS</b> Washers, (18) 3/8" x 3/4" <b>SS</b> Hex Bolt and <b>SS</b> Washers	10

**FastJack**  
**COMMERCIAL**  
Patent #6,360,491

**E-Series**

Patent #6,360,491

**Sold in box quantities**

Lbs/box



<b>CFJE-450-18</b>	<b>4-1/2" Commercial FastJack® E-Series</b> - box of 18: (18) 1-1/4" OD Solid <b>Aluminum</b> post with 3/8" Top Threaded, (18) 2" Commercial FastJack® E-base - formerly CFJE-400 ( <b>Hardware Not Included</b> )	13
<b>CFJE-600-18</b>	<b>6" Commercial FastJack® E-Series</b> - box of 18: (18) 1-1/4" OD Solid <b>Aluminum</b> post with 3/8" Top Threaded, (18) 2" Commercial FastJack® E-base ( <b>Hardware Not Included</b> )	16
<b>CFJE-800-18</b>	<b>8" Commercial FastJack® E-Series</b> - box of 18: (18) 1-1/4" OD Solid <b>Aluminum</b> post with 3/8" Top Threaded, (18) 2" Commercial FastJack® E-base ( <b>Hardware Not Included</b> )	20
<b>CFJE-1000-18</b>	<b>10" Commercial FastJack® E-Series</b> - box of 18: (18) 1-1/4" OD Solid <b>Aluminum</b> post with 3/8" Top Threaded, (18) 2" Commercial FastJack® E-base ( <b>Hardware Not Included</b> )	24
<b>CFJE-1200-18</b>	<b>12" Commercial FastJack® E-Series</b> - box of 18: (18) 1-1/4" OD Solid <b>Aluminum</b> post with 3/8" Top Threaded, (18) 2" Commercial FastJack® E-base ( <b>Hardware Not Included</b> )	29

## STRUCTURAL ATTACHMENTS (cont.)

**Foam Jack™**  
Patent #6,360,491

Patent #6,360,491

**Sold in box quantities**

Lbs/box



<b>FMJ-400-38-18T</b>	4" FoamJack (Self tapping Tek screw base)-Box of 18: (18) 3/8" Top Threaded <b>Aluminum</b> 1" OD Posts, (18) 1-1/2" OD <b>Aluminum</b> Tek Bases (1/4" diameter fastener hole), (18) 3" x 3" <b>Aluminum</b> Seal Plates	11
<b>FMJ-450-12-18T</b>	4-1/2" FoamJack (Self tapping Tek screw base)-Box of 18: (18) 1/2" Top Threaded <b>Aluminum</b> 1" OD Posts, (18) 1-1/2" OD <b>Aluminum</b> Tek Bases (1/4" diameter fastener hole), (18) 3" x 3" <b>Aluminum</b> Seal Plates	12
<b>FMJ-450-38-18L</b>	4-1/2" FoamJack (Lag bolt base)-box of 18: (18) 3/8" Top Threaded <b>Aluminum</b> 1" OD Posts, (18) 1-1/2" OD <b>Aluminum</b> Lag Bases (3/8" diameter fastener hole), (18) 3" x 3" <b>Aluminum</b> Seal Plates, (18) 3/8" <b>SS</b> Narrow flat washers	11
<b>FMJ-500-12-18L</b>	5" FoamJack (Lag bolt base-Shown) - Box of 18: (18) 1/2" Top Threaded <b>Aluminum</b> 1" OD Posts, (18) 1-1/2" OD <b>Aluminum</b> Lag Bases (3/8" diameter fastener hole), (18) 3" x 3" <b>Aluminum</b> Seal Plates, (18) 3/8" <b>SS</b> Narrow flat washers	12

**SolarWedge™**

Patent #6,360,491 & D547262

**Sold in box quantities**

Lbs/box



<b>SW5-6</b>	SolarWedge® <b>5 Degree</b> kit (6 pairs): (6) 3" Lower <b>Aluminum</b> Posts, (6) 7-1/2" <b>Aluminum</b> Upper Posts, (12) 5 Degree Rail Inserts, (12) 1/2" x 4" <b>Stainless Steel (SS)</b> Studs, (12) <b>Aluminum</b> Bases, (12) <b>Aluminum</b> Seal Plates, (24) 1/2" <b>SS</b> Flat Washers, (36) 1/2" <b>SS</b> Nuts, (12) 3/8" <b>SS</b> Flat Washers	16
<b>SW10-6</b>	SolarWedge® <b>10 Degree</b> kit (6 pairs): (6) 3" Lower <b>Aluminum</b> Posts, (6) 11" Upper <b>Aluminum</b> Posts, (12) 10 Degree Rail Inserts, (12) 1/2" x 4" <b>Stainless Steel (SS)</b> Studs, (12) <b>Aluminum</b> Bases, (12) <b>Aluminum</b> Seal Plates, (24) 1/2" <b>SS</b> Flat Washers, (36) 1/2" <b>SS</b> Nuts, (12) 3/8" <b>SS</b> Flat Washers	18
<b>SW15-6</b>	SolarWedge® <b>15 Degree</b> kit (6 pairs): (6) 3" Lower <b>Aluminum</b> Posts, (6) 15-1/2" <b>Aluminum</b> Upper Posts, (12) 15 Degree Rail Inserts, (12) 1/2" x 4" <b>Stainless Steel (SS)</b> Studs, (12) <b>Aluminum</b> Bases, (12) <b>Aluminum</b> Seal Plates, (24) 1/2" <b>SS</b> Flat Washers, (36) 1/2" <b>SS</b> Nuts, (12) 3/8" <b>SS</b> Flat Washers	20

**Tile Trac™**

Patent #5,746,029

Patent #5,746,029

**Sold in box quantities**

Lbs/box



<b>TT-18-1.5</b>	TileTrac® Formerly TT-18S (1-1/2" Cuphead Stud for Comp Shingle)-box of 18: (18) <b>Aluminum</b> Bases, (18) Carriages; (18) 5/16" x 3-1/2" <b>SS</b> Lag Bolts, (18) 3/8" x 1-1/2" <b>Stainless Steel (SS)</b> Cup Head studs, (18) 3/8" <b>SS</b> Flat washers, (18) 5/16" <b>SS</b> Flat washers, (18) 3/8" <b>SS</b> Hex nuts	11
<b>TT-18E-2</b>	TileTrac® E-Series (2" Cuphead Stud for Comp Shingle)-box of 18: (18) E-Series <b>Aluminum</b> Bases, (18) Carriages, (18) 5/16" x 3-1/2" Lag Bolts, (18) 3/8" x 2" <b>Stainless Steel (SS)</b> Cup Head Stud, (36) 3/8" <b>SS</b> Flat washers (18) 5/16" <b>SS</b> Flat washers (36) <b>SS</b> Hex nuts	9

**Tile Trac™**

Patent #5,746,029

Patent #5,746,029

**Sold in box quantities**

Lbs/box

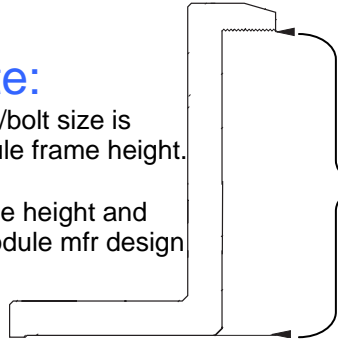


<b>TT-18-T6</b>	Tile Trac® (6" Stud for S-Curve Concrete Tile) – box of 18: (18) <b>Aluminum</b> Bases, (18) <b>Aluminum</b> Carriages, (18) 5/16" x 3-1/2" <b>Stainless Steel (SS)</b> Lag Bolts, (18) 3/8" x 6" <b>SS</b> All Thread, (54) 3/8" <b>SS</b> Flat washers, (18) 5/16" <b>SS</b> Flat washers, (36) 3/8" <b>SS</b> Hex nuts	13
<b>TT-18-T4</b>	Tile Trac® (4" Stud for Flat Concrete Tile) – box of 18: (18) <b>Aluminum</b> Bases, (18) <b>Aluminum</b> Carriages, (18) 5/16" x 3-1/2" <b>Stainless Steel (SS)</b> Lag Bolts, (18) 3/8" x 4" <b>SS</b> All Thread, (54) 3/8" <b>SS</b> Flat washers, (18) 5/16" <b>SS</b> Flat washers, (36) 3/8" <b>SS</b> Hex nuts	12

## \*Clamp Size Selection Note:

End/Inter-Module clamp/bolt size is determined by the module frame height.

Customer to verify frame height and color due to ongoing module mfr design changes which may be different than listed on reference chart.

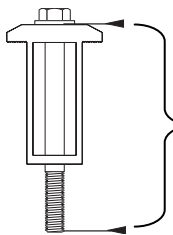


MODULE FRAME/ END CLAMP HEIGHT REFERENCE	
2.260"	SHARP (New 2.26" high frame)
1.968"	BP SOLAR / YINGLI
1.810"	SHARP / SUNPOWER / MITSUBISHI / (New) SANYO / EVERGREEN "ES-A" / (Old) KANEKA / SCHUCO
1.707	REC
1.660	SOLON
1.606"	EVERGREEN "ES"
1.572"	KANEKA / CANADIAN SOLAR
1.396"	KYOCERA
1.358"	SUNTECH/ DAY4/ EVERGREEN "EC" / GE
1.332"	SOLAR WORLD
1.232"	UNISOLAR <span style="float: right;">*Special Order</span>

## END CLAMPS BY THE BOX – (50 per box)

END CLAMPS – SOLD IN BOX OF 50 EACH *** CHANNEL NUTS SOLD SEPARATELY***		Lbs/box
<i>Each box contains (50) Clamps, (50) 5/16" Stainless Steel Hex bolts, (50) 5/16" Stainless Steel Lock washers</i>		
<b>P-CN-200</b>	<b>Channel Nuts – Box of 200 (not included in clamp boxes)</b>	<b>11</b>
<b>C2260EC-50B</b>	(BLACK) Sharp (New 2.26" high frame) Modules End Clamps, color: Black Anodize	8
<b>C1968EC-50B</b>	(BLACK) BP Solar Modules End Clamps, color: Black Anodize	8
<b>C1968EC-50</b>	BP Solar / Yingli Modules End Clamps, color: Clear Anodize	8
<b>C1810EC-50B</b>	(BLACK) (New) Sanyo / Sharp/ Mitsubishi / Sun Power / (Old) Kaneka / Schuco Modules, color: Black Anodize	7
<b>C1810EC-50</b>	Sharp / Mitsubishi / Sun Power / (New) Evergreen / Schuco Modules End Clamps, color: Clear Anodize	7
<b>C1707EC-50</b>	REC Modules End Clamps, color: Clear Anodize	4
<b>C1660EC-50</b>	Solon Modules End Clamps, color: Clear Anodize	7
<b>C1606EC-50</b>	Evergreen "Spruce" Modules End Clamps, color: Clear Anodize	7
<b>C1572EC-50B</b>	(BLACK) Kaneka Modules, Canadian Solar End Clamps, color: Black Anodize	7
<b>C1572EC-50</b>	Kaneka Modules, Canadian Solar End Clamps, color: Clear Anodize	7
<b>C1396EC-50B</b>	(BLACK) Kyocera Modules End Clamps, color: Black Anodize	7
<b>C1396EC-50</b>	Kyocera Modules End Clamps, color: Clear Anodize	7
<b>C1358EC-50B</b>	(BLACK) Suntech Modules End Clamps, color: Black Anodize	6
<b>C1358EC-50</b>	Suntech / DAY4 / GE Energy / Evergreen "Cedar" Modules End Clamps, color: Clear Anodize	6
<b>C1332EC-50</b>	SolarWorld Modules End Clamps, color: Clear Anodize	6













## INTER-MODULE CLAMPS BY THE BOX – (50 per box)










Inter-Module Clamp (IMC) BOLT LENGTH REFERENCE CHART*	
3"	SHARP (New 2.26" high frame)
2.75"	BP SOLAR / YINGLI
2.5"	SANYO/ SHARP/ SUNPOWER / MITSUBISHI / EVERGREEN "ES" & "ES-A" / REC / SOLON / SCHUCO
2.25"	KYOCERA / EVERGREEN "EC" / SOLARWORLD / GE / SUNTECH/ KANEKA / CANADIAN SOLAR
2"	UNISOLAR

Inter-Module Clamps – SOLD IN BOXES OF 50 EACH*** CHANNEL NUTS SOLD SEPARATELY***		Lbs/box
<i>Each box contains: (50) Clamps, (50) 5/16" Stainless Steel Hex bolts, (50) 5/16" Stainless Steel Lock washers</i>		
<b>P-CN-200</b>	<b>Channel Nuts – Box of 200 (not included in clamp boxes)</b>	<b>11</b>
<b>C300IMC-50B</b>	3.00" Bolt Length, (BLACK) Inter-module Clamps – For Sharp (New 2.26" high frame) Modules, color: Black Anodize	7
<b>C275IMC-50B</b>	2.75" Bolt Length, (BLACK) Inter-module Clamps – For BP Solar Modules, color: Black Anodize	7
<b>C275IMC-50</b>	2.75" Bolt Length Inter-module Clamps – For BP Solar / Yingli Modules, color: Clear Anodize	7
<b>C250IMC-50B</b>	2.50" Bolt Length, (BLACK) Inter-module Clamps – For Sharp / SunPower / (New) Sanyo / (Old) Kaneka / Schuco Modules, color: Black Anodize	7
<b>C250IMC-50</b>	2.50" Bolt Length Inter-module Clamps – For Sharp / Mitsubishi / Evergreen "ES" & "ES-A" / REC / Solon / Schuco Modules, color: Clear Anodize NOTE: REC Modules require new side grooved IMC clamp style	7
<b>C225IMC-50B</b>	2.25" Bolt Length, (BLACK) Inter-module Clamps – For Kyocera/ Suntech/ GE / Canadian Solar Modules, color: Black Anodize	7
<b>C225IMC-50</b>	2.25" Bolt Length Inter-module Clamps – For Kyocera/ Evergreen "EC" / SolarWorld / GE / Suntech / Day4 / Kaneka / Canadian Solar Modules, color: Clear Anodize	7

# ACCESSORIES

	PART #	RAIL ACCESSORIES	Lbs / box
	<b>A-SPLICE-20</b>	R-136 (1.5" high) and R-136D (2.5" high) Rail Splices (BOX OF 20) (20) Aluminum rail inserts and supports, (40) 5/16" x 1-1/4" Stainless Steel (SS) Hex bolts, and (40) 5/16" SS lock washers	8
	<b>A-SPLICE XD-20</b>	R-136XD (3" high) Rail Splices (BOX OF 20) (20) Aluminum rail inserts and supports, (40) 5/16" x 1-1/4" Stainless Steel (SS) hex bolts, and (40) 5/16" SS lock washers	13
	<b>A-ECAP-48</b>	R-136 (1.5" high) support rail end cap, CLEAR, (48) Aluminum End Caps and Stainless Steel (SS) self tapping screws	5
	<b>A-ECAP-48B</b>	R-136 (1.5" high) support rail end cap, BLACK, (48) Aluminum End Caps and Stainless Steel (SS) self tapping screws	5
	<b>A-ECAPD-48</b>	R-136D (2.5" high) support rail end cap, CLEAR, (48) Aluminum End Caps and Stainless Steel (SS) self tapping screws	9
	<b>A-ECAPD-48B</b>	R-136D (2.5" high) support rail end cap, BLACK, (48) Aluminum End Caps and Stainless Steel (SS) self tapping screws	9
	<b>A-UAS-24S</b>	Stainless Steel U-Bolt Assembly for GroundTrac system (24) Stainless Steel (SS) 1-1/2" x 5/16" U-bolt (48) SS lock nuts (24) Aluminum U-bolt locking rail insert	8
	<b>A-UAS-24Z</b>	Zinc Plated U-Bolt Assembly for GroundTrac system (24) Zinc 1-1/2" x 5/16" U-bolt (48) Zinc lock nuts (24) Aluminum U-bolt locking rail insert (For non-coastal environments)	8
	<b>A-TEE</b>	Hollaender® Tee fitting, Aluminum and Stainless Steel (SS) screws – 1-1/2" sched. 40 pipe (~2" OD)	0.5 ea
	<b>A-TU24-3</b>	RoofTrac® Tilt Up Kit , (9) rear 24" high Aluminum support legs, (18) Aluminum Lower tilt brackets, (9) Aluminum Lower/Upper brackets, (9) Aluminum Upper brackets, (27) 5/16" x 2" Stainless Steel (SS) socket cap bolts, (36) 5/16" SS lock washers, (18) 3/8" x 3/4" SS hex bolts, (18) 3/8" SS lock washers, (18) 3/8" SS flat washers	13
	<b>A-UNIBIT</b>	EZ Speed Drill bit, 1/2", Unibit® #10, for support rail locking hole (approximate 5 second precision drill time)	.25
	<b>A-UNIBIT 3/4</b>	EZ Speed Drill bit, 3/4", Titanium Unibit® #3 (6mm-18mm) Self Starting, for SolarWedge support rail locking hole (approximate 5 second precision drill time)	.25

## ACCESSORIES (continued)

	PART #	ATTACHMENT ACCESSORIES	Lbs
	FJ-LEVEL	Leveling Kit Assembly for <b>FastJack®</b> and <b>FastJack® E-Series</b> - (1) 3/8" x 2-1/2" <b>Stainless Steel (SS)</b> Cup Head Stud; (2) 3/8" <b>SS</b> Flat Washers, (2) 3/8" <b>SS</b> Hex Nuts. (Provides +1/2" to +1" of height adjustability)	1
	CFJE -LEVEL	Leveling Kit Assembly for <b>Commercial FastJack® E-Series</b> - (1) 3/8" x 2-1/2" <b>Stainless Steel (SS)</b> Cup Head Stud; (3) 3/8" <b>SS</b> Flat Washers, (3) 3/8" <b>SS</b> Hex Nuts, (1) 1.7" x 3" strut / rail support. (Provides +1/2" to +1-1/2" of height adjustability)	1
	A-FJT-20	FastJack® 2x Bracket ( <b>BOX OF 20</b> ) - (20) <b>Aluminum</b> bracket; (40) 3/8" x 1/2" <b>Stainless Steel (SS)</b> hex bolts; (40) 3/8" x 1-1/4" <b>SS</b> hex bolt (40) 3/8" <b>SS</b> Flat washer	9
	FJ-DRILL	<b>EZ</b> Drill Guide, <b>Red Anodized Aluminum</b> , for both Standard and Commercial FastJack® pilot hole drilling (3/16" and 1/4" pilot hole guides)	1.2
	TEMP-OAT	<b>EZ</b> Flashing Template, <b>Red Anodized Aluminum</b> , for Oatey® roof flashings	2.5
	TEMP-STD	<b>EZ</b> Flashing Template, <b>Red Anodized Aluminum</b> , for standard all metal roof flashings	2
	OAT-SF	<b>CLEAR</b> Oatey® Galvanized Roof Flashing, <b>UPC / NES 653 approved</b> , color: <b>Clear</b> (Sold in boxes of 12 each)	12 / box 8 lbs