

Easily Watch What Your DC System Is Doing

Extends Your System's Battery Life

Reduces Generator Run-Time/Fuel-Consumption

Provides Battery State-of-Charge Level

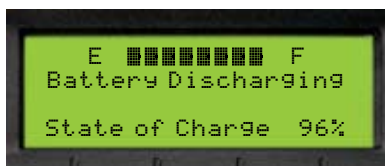
Monitors Energy Production and Consumption

Improves System Performance and Efficiency

Simple Installation and Setup

Provides 128 Days of System Data Logging

The OutBack Power Systems FLEXnet™ DC is the ultimate in DC System monitoring devices. Our integrated networked communications make valuable, usable data available from your system, viewable on an OutBack MATE communications device (screens seen below), providing you with the answers you need concerning your system's health, performance and efficiency.



Battery Status Screen

Easily see your system's current condition with this at-a-glance display. This screen shows an easy to interpret "fuel gauge" style status bar, current state-of-charge and whether you are currently charging or discharging your batteries. This is useful for those system owners who want a way to quickly understand the current state of their battery bank.



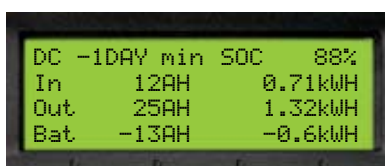
Now Summary Screen

Monitor the amount of power your system is currently producing and consuming as well as the amount of power going IN and OUT of your battery bank. This screen also displays your battery bank's voltage and current state-of-charge, providing you with real-time production monitoring of DC sources, such as a solar array or small wind turbine, as well as consumption by loads.



Today Summary Screen

Monitor the cumulative energy your system has produced and consumed as well as the total amount of energy that has gone to charging your batteries today. This screen also displays today's lowest state-of-charge and allows you to see how your overall system production compares to system consumption.



History Summary Screen

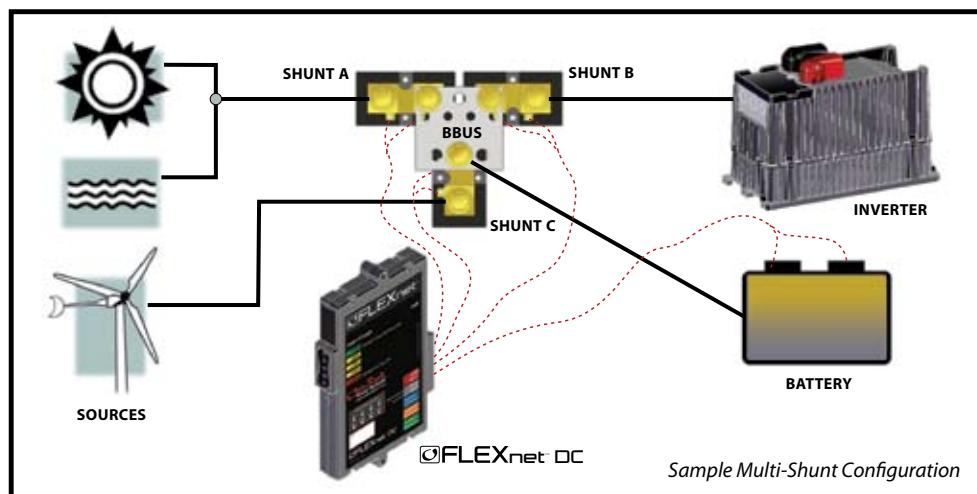
Review historical energy production/consumption data for the most recent 128 days, including the minimum battery state-of-charge reached for each day. This screen can be used to watch power system production and consumption trends.

FN-DC Specifications

Battery Voltage Input Range		8.0 to 80.0 Volts DC
Battery Voltage Resolution		0.1 Volts DC
Number of Current Channels		One to Three (each can be a Source or Load)
Current Range (Each Channel)		-1000.0 Amps to +1000.0 Amps DC
Current Resolution		0.1 Amps DC
State of Charge Display		0 to 100% (1% increments)
Aux Relay Configuration		SPST, Magnetic Latching Relay
Aux Relay Max Rating		5 Amps @ 30 Volts DC
Current Shunt Type (order separately)		500 Amp / 50mv
Display	Primary	OutBack Power MATE or MATE2 4 x 20 LCD
	Secondary	Five LED Indicators on front of FLEXnet DC
Battery AH Capacity Range		100 to 10,000 Amp Hours
Data Logging Memory		Most recent 128 Days
Programmable AUX Relay Settings	Battery Volts	Adjustable from 8.0 to 80.0 VDC
	State of Charge	Adjustable from 0 to 100%
	Time Delay	Adjustable from 0 to 240 Minutes
Accuracy	0.5% of Reading +/- 2 LSDs per channel	
Operating Temperature Range	0 - 50°C	
Mounting	3/4" Panel Mount Breaker Slot or Surface Mount	
Warranty	Standard 2 year	
Weight	Unit	5 oz. (.142kg)
	Shipping	2 lbs. (.907 kg)
Dimensions (H x W x L)	Unit	0.74 x 3.72 x 6.60" (1.88 x 9.45 x 16.75 cm)
	Shipping	2.13 x 9 x 11.5" (5.4 x 22.86 x 29.21 cm)

Additional Available Data

- Total Battery Amps
- Averaged Battery Amps
- Averaged Battery Volts
- DC Amp-Hours IN Per Shunt
- DC Amp-Hours OUT Per Shunt
- DC kWh IN Per Shunt
- DC kWh OUT Per Shunt
- Last Cycle Amp Hours
- Last Cycle Watt Hours
- Last Cycle Amp Hour Charge Factor
- Last Cycle Watt Hour Charge Efficiency
- Total Number of Days Full
- Cumulative Battery Amp Hours Removed



OutBack
Power Systems™

Corporate Office:
19009 62nd Avenue NE
Arlington, WA 98223 USA
Phone: (360) 435.6030
Fax: (360) 435.6019

European Office:
Barcelona, ESPAÑA
Phone: (+34) 600.843.845

www.outbackpower.com

Available From:

