

FULL FORCE

BATTERY

FFD100-12



CYCLING CAPACITY

20 Hour Rate **100 Amp Hours**

RESERVE CAPACITY

Reserve @25 AMPS **170 Minutes** Reserve @75 AMPS **41 Minutes**

ELECTRICAL SPECIFICATIONS

Nominal Voltage	12 Volt
C100	110 AH
C20	100 AH
C10	94 AH
C5	79 AH
CCA	650 Amps
CA or MCA	780 Amps
Internal Resistance	5.0 mΩ

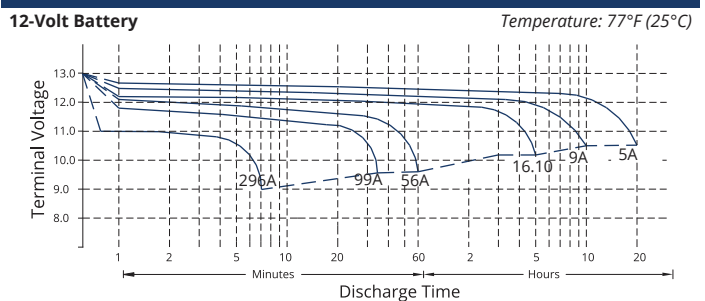
MECHANICAL SPECIFICATIONS

Group Size	27	
Terminal Type	M8+TP	
Terminal Torque	5.8 - 6.7 ft/lbs 62 - 80 lbs/in 7 - 9 Nm	
Height (w/ terminal)	9.33"	237 mm
Height (case only)	8.31"	211 mm
Width	6.61"	168 mm
Length	12.13"	308 mm
Weight	61.3 lbs	27.8 kg
Case Type	ABS Plastic Flame Res. Rating UL94-HB	

DISCHARGE TABLE (Constant Current)

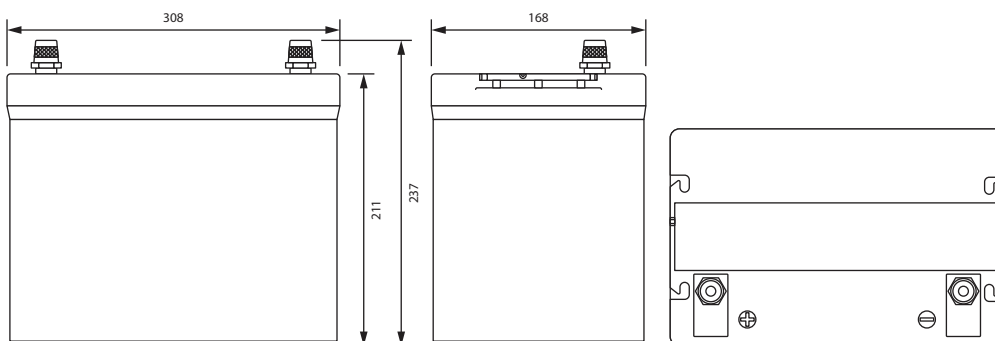
Time	Amps	Rate
20hr	5.0	0.05 CA
10hr	9.0	0.10 CA
8hr	10.7	0.13 CA
5hr	16.1	0.20 CA
3hr	22.3	0.33 CA
2hr	29.7	0.50 CA
1hr	56	1.00 CA

DISCHARGE PROFILE (Constant Current)

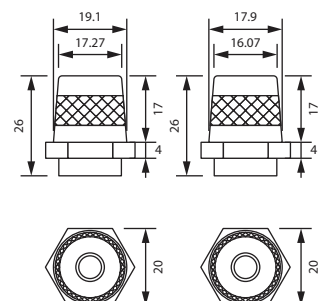


- All listed ratings are @ 100% SoC, T=77°F (25°C), 1.75VPC unless otherwise specified.
 - Specifications listed are for estimation purposes only. Battery performance can vary depending on application. Battery design subject to change.

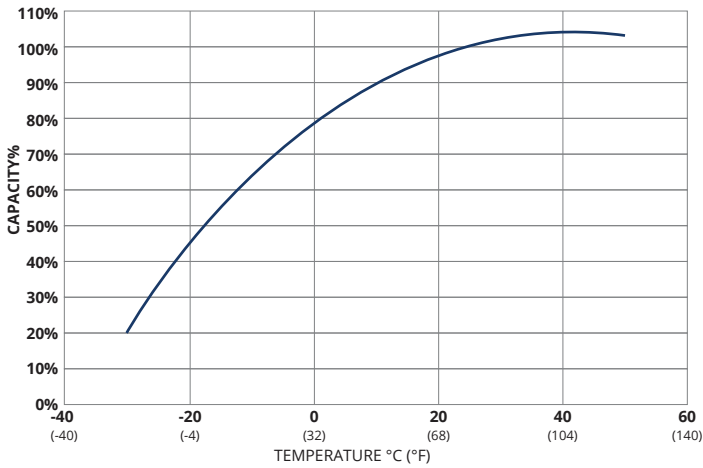
BATTERY & TERMINAL DIMENSIONS (All units shown in mm)



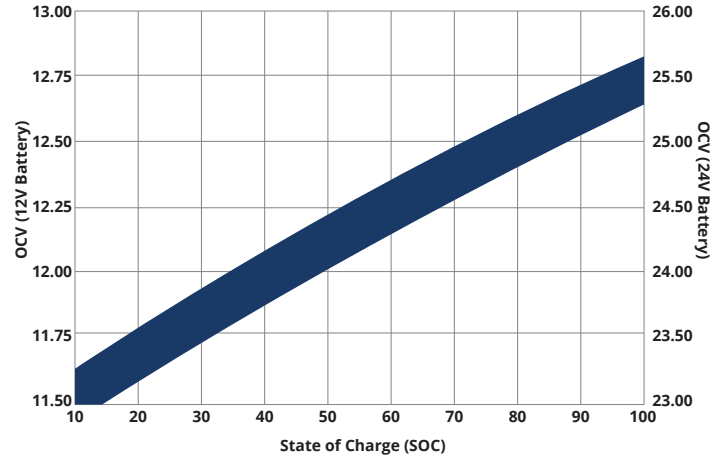
Terminal: M8+TP



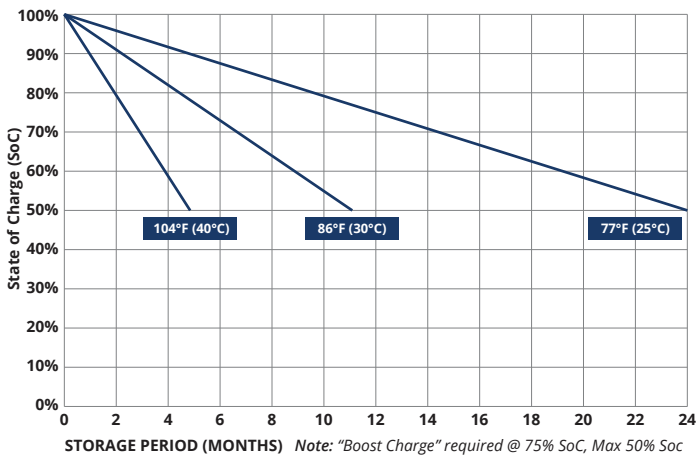
TEMPERATURE vs CAPACITY



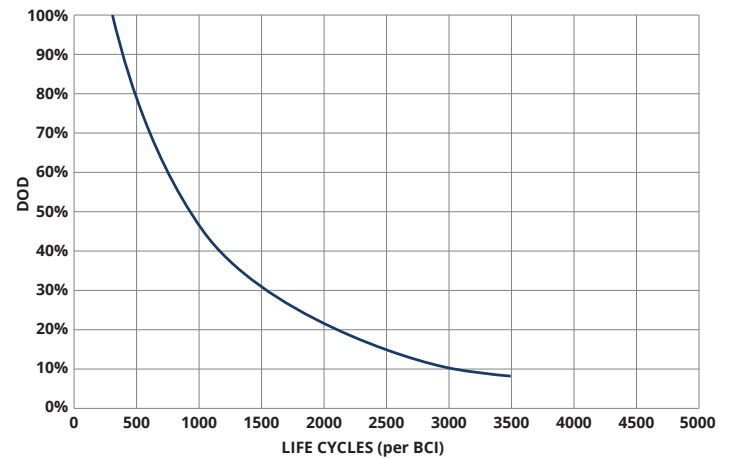
STATE of CHARGE (SOC) vs OPEN CIRCUIT VOLTAGE (OCV)



SELF DISCHARGE vs TIME/TEMPERATURE



CYCLE LIFE vs DEPTH of DISCHARGE (DOD)



TEMPERATURE RANGE SPECIFICATIONS

Condition	Recommended	Maximum	Recommended	Maximum
Storage	5°F to 122°F	-40°F to 160°F	-15°C to 50°C	-40°C to 71°C
Operation	5°F to 104°F	-40°F to 160°F	-15°C to 40°C	-40°C to 71°C
Charge with TC	5°F to 122°F	-40°F to 160°F	-15°C to 50°C	-40°C to 71°C
Charge w/o TC	32°F to 104°F	5°F to 122°F	0°C to 40°C	-15°C to 50°C

*TC= Temperature Compensation

CHARGE VOLTAGES

Charge Stage	Battery Voltages			
	12V	24V	36V	48V
Bulk	14.40V	28.80V	43.00V	58.00V
Absorption	14.00V	28.00V	42.00V	56.00V
Float	13.50V	27.00V	40.50V	54.00V

TC Factor: (-2mV°F/cell) or (-4mV°C/cell)

TERMINAL TORQUE SPECS

M5TAS	M6	M8	M10	M6M (Stud)	M8M (Stud)	M10M (Stud) & 3/8" Stud	FR45	TP06 (AP)	TP08/TP68 (AP)	AP
1.67-2.5ft-lbs	3.3-4.8ft-lbs	5.2-6.7ft-lbs	8.1-10.3ft-lbs	2.6-3.7ft-lbs	4.4-5.9ft-lbs	7.4-8.8ft-lbs	4.8-6.3ft-lbs	2.6-3.3ft-lbs	4.6-6.3ft-lbs	4.2-5.8ft-lbs
20-30lbs-in	40-57.5lbs-in	62-80lbs-in	97-124lbs-in	31-44lbs-in	53-71lbs-in	88.5-106lbs-in	57-75lbs-in	31-40lbs-in	55-75lbs-in	50-70lbs-in
2.26-3.39Nm	4.5-6.5Nm	7-9Nm	11-14Nm	3.5-5Nm	6-8Nm	10-12Nm	6.5-8.5Nm	3.5-4.5Nm	6.2-8.5Nm	5.6-7.9Nm



9001:2008 Quality Management System
 14001:2004 Environmental Management System
 18001:2007 Occupational Health & Safety Management System

DELIVERY APPROVED!
LAND, SEA & AIR

Fullriver batteries are sealed lead acid batteries made with Absorbed Glass Mat (AGM) technology. The electrolyte is absorbed into the fiberglass separator material rather than in a free-flowing liquid form. Fullriver batteries are non-spillable electric storage batteries. They are exempted from the requirements of DOT's hazardous materials regulations, since they adhere to the requirements of code 49 CFR Section 173.159(D) - (CLASSIFIED APPROVED: DOT, CFR, HMR49, IATA, ICAO67, IMDG27)