



DC250-6

DEEP CYCLE

250AH @ 20Hr
6-Volt

Group Size: GC2H

Maintenance-Free
Sealed AGM Battery

CYCLING CAPACITY

20 Hour Rate **250 Amp Hours**

RESERVE CAPACITY

Reserve @25 AMPS **531 Minutes**

Reserve @75 AMPS **135 Minutes**

ELECTRICAL SPECIFICATIONS

Nominal Voltage	6 Volt
C100	275AH
C20	250AH
C10	229AH
C5	204AH
CCA	960
CA or MCA	1160
HPCA	2000 Amps
Internal Resistance	1.6m Ω

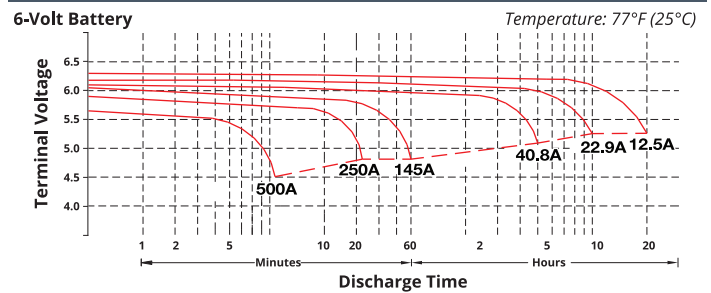
MECHANICAL SPECIFICATIONS

Group Size	DIN	
Terminal Type	AP	
Terminal Torque	See reverse side	
Height (w/ terminal)	11.14"	283mm
Height (case only)	10.47"	266mm
Width	7.13"	181mm
Length	10.31"	262mm
Weight	76.1 lbs.	34.5 kg
Case Type	ABS Plastic - Flame Res. Rating UL94-HB	

DISCHARGE TABLE (Constant Current)

Time	Amps	Rate
20hr	12.5	0.05CA
10hr	22.9	0.10CA
8hr	27.2	0.13CA
5hr	40.8	0.25CA
3hr	56.6	0.33CA
2hr	78.5	0.50CA
1hr	136	1.00CA

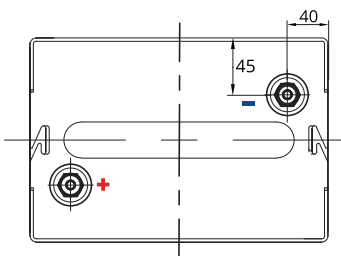
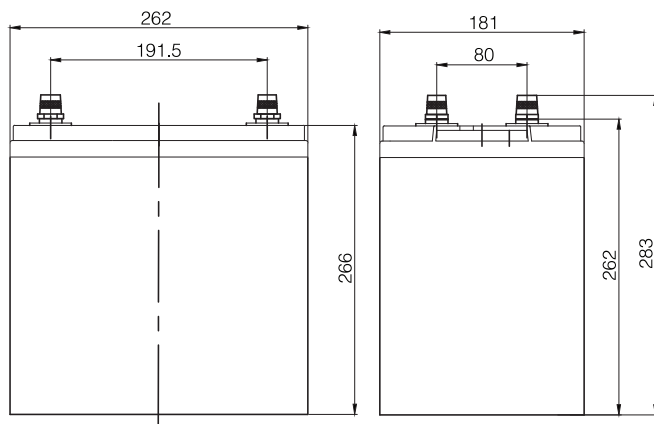
DISCHARGE PROFILE (Constant Current)



- All listed ratings are @ 100% SoC, T=77°F (25°C), 1.75VPC unless otherwise specified.

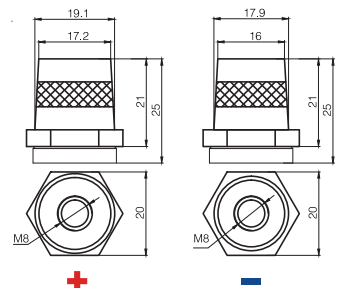
- Specifications listed are for estimation purposes only. Battery performance can vary depending on application. Battery design subject to change.

BATTERY & TERMINAL DIMENSIONS (All units shown in mm)



Battery bank spacing required,
12.5mm (1/2" inch) minimum

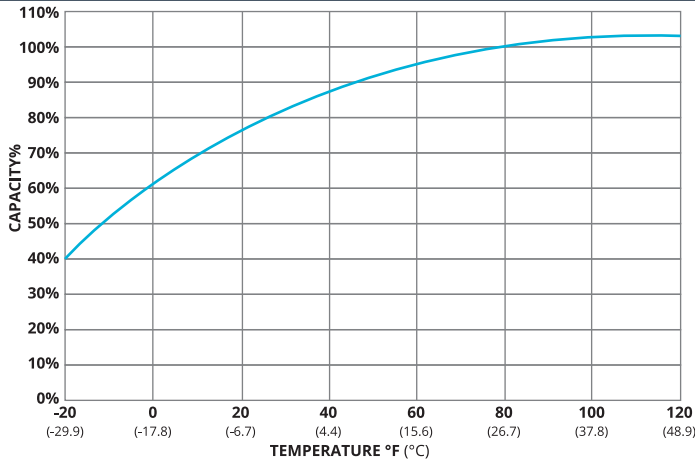
Terminal: M8 with TP08 Brass AP



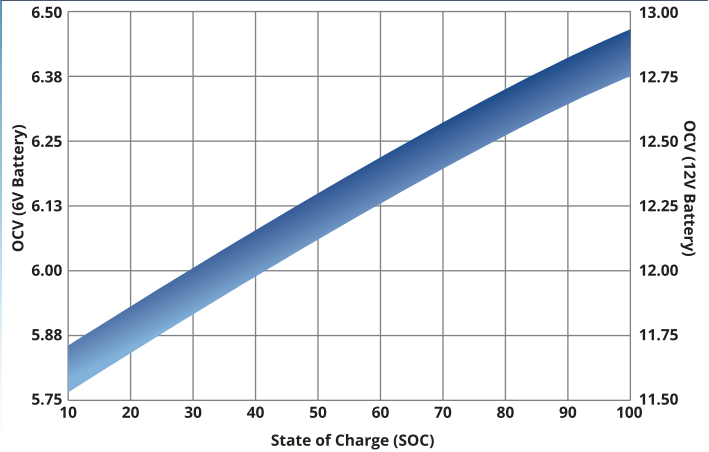
(unit: mm)



TEMPERATURE vs CAPACITY

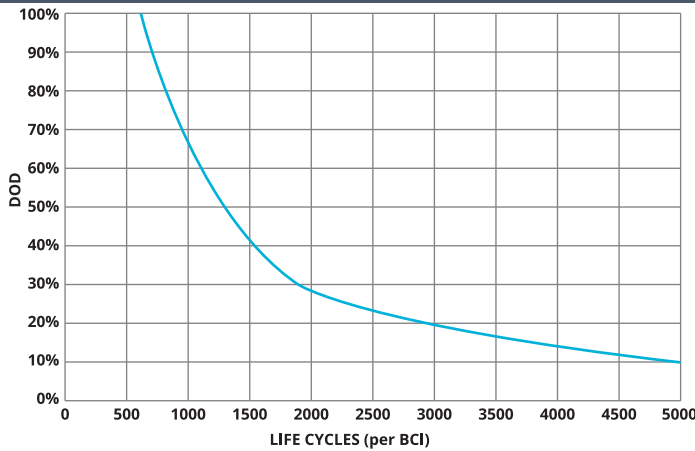


STATE of CHARGE (SOC) vs OPEN CIRCUIT VOLTAGE (OCV)

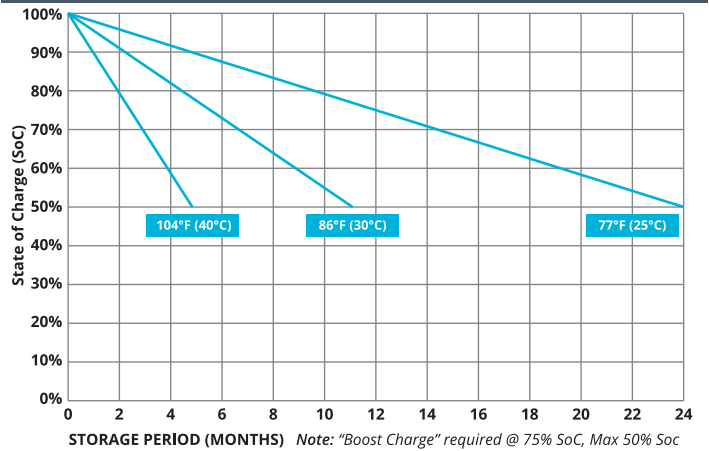


CYCLE LIFE vs DEPTH of DISCHARGE (DOD)

*(Based on BCI Testing @ 2-hr Rate)



SELF DISCHARGE vs TIME/TEMPERATURE



TEMPERATURE RANGE SPECIFICATIONS

Condition	Recommended	Maximum	Recommended	Maximum
Storage	5°F to 122°F	-40°F to 160°F	-15°C to 50°C	-40°C to 71°C
Operation	5°F to 104°F	-40°F to 160°F	-15°C to 40°C	-40°C to 71°C
Charge with TC	5°F to 122°F	-40°F to 160°F	-15°C to 50°C	-40°C to 71°C
Charge w/o TC	32°F to 104°F	5°F to 122°F	0°C to 40°C	-15°C to 50°C

*TC= Temperature Compensation

CHARGE VOLTAGES

Charge Stage	Battery Voltages			
	12V	24V	36V	48V
Bulk	14.7V	29.4V	44.1V	58.8V
Absorption	14.7V	29.4V	44.1V	58.8V
Float	13.6V	27.2V	40.8V	54.6V

TC Factor: (-2mV°F/cell) or (-4mV°C/cell)

TERMINAL TORQUE SPECS

Terminal Type	ft-lbs	in-lbs	Nm
AP, DT (AP), M6, M6M (Stud), TP07 (AP), TP08 (AP)	4.2 - 6.0	50-70	5.6 - 7.9
FR45	6.0 - 7.5	70-90	7.9 - 10.1
M8	7.1 - 8.0	85-95	9.6 - 10.7
DT (Stud), M10M (Stud)	9.2 - 10.4	110-125	12.2 - 14



9001:2008 Quality Management System
 14001:2004 Environmental Management System
 18001:2007 Occupational Health & Safety Management System



DELIVERY APPROVED!
**LAND, SEA
 & AIR**

Fullriver batteries are sealed lead acid batteries made with Absorbed Glass Mat (AGM) technology. The electrolyte is absorbed into the fiberglass separator material rather than in a free-flowing liquid form. Fullriver batteries are non-spillable electric storage batteries. They are excepted from the requirements of DOT's hazardous materials regulations, since they adhere to the requirements of code 49 CFR Section 173.159(D) - (CLASSIFIED APPROVED: DOT, CFR, HMR49, IATA, ICAO67, IMDG27)